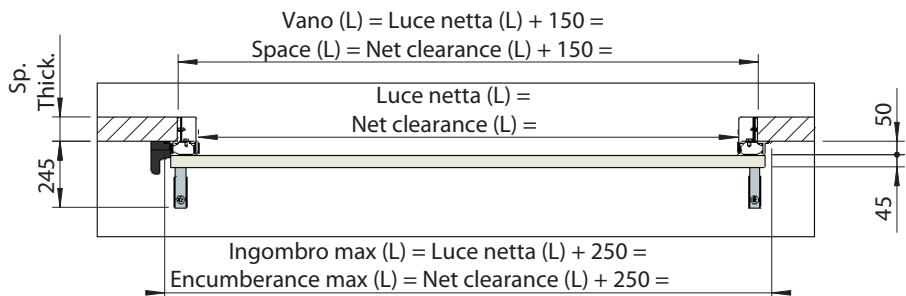
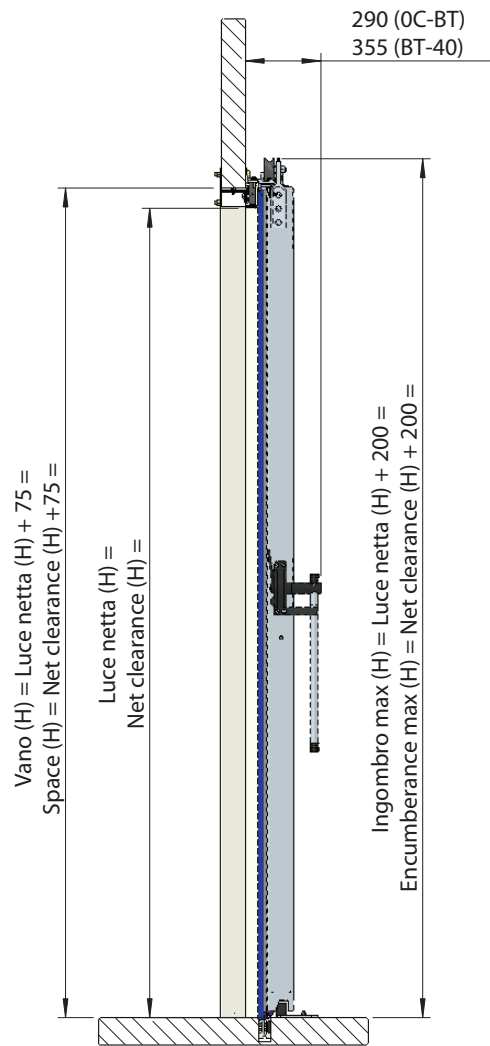



Mod. FI 94C SM Temp. 0C-BT



Luce netta	(L)	x	(H)	Date
Net clearance				Ref.
Tipo				Esecuzione
Type				Execution
Temperatura				Colore
Temperature				Colour
Apertura				Tipo parete
Opening direction				Wall type
Soglia				Sp. Thick.
Threshold				Lamiere di raccordo
				Connecting plates